

Synthesis of 1,2'- and 1,3'-bipyrroles from 2- and 3-nitropyrroles

Liangfeng Fu, Gordon W. Gribble*

Department of Chemistry, Dartmouth College, Hanover, NH 03755, USA

Received 29 February 2008; revised 3 April 2008; accepted 3 April 2008

Available online 6 April 2008

Abstract

1,2'- and 1,3'-Bipyrroles, which are attractive precursors for the synthesis of bipyrrole-based natural products, are synthesized in one-pot from 2- and 3-nitropyrroles by a sequential nitro group reduction—Paal–Knorr pyrrole synthesis.
© 2008 Elsevier Ltd. All rights reserved.

Keywords: Bipyrroles; Nitropyrroles; Reduction; Paal–Knorr pyrrole synthesis

Bipyrroles are attractive precursors for the synthesis of the various polyhalogenated 2,2'- and 1,2'-bipyrroles found in marine organisms (Fig. 1), which are ubiquitous in the marine environment.^{1,2} Previous syntheses of 2,2'-bipyrroles include coupling of 2-halopyrroles;³ for example, phenyliodine bis(trifluoroacetate),⁴ palladium,⁵ nickel,⁶ and other methods.⁷ However, no general method is available for the preparation of 1,2'- and 1,3'-bipyrroles and only a few syntheses are known.^{8,9}

Our recent reductive acylation of 3-nitroindoles^{10a} and 2- and 3-nitropyrroles^{10b} prompted us to explore the use

of 2- and 3-nitropyrroles as a simple route to 1,2'- and 1,3'-bipyrroles. We now describe the results of this study.

We selected the readily available^{10b} 1-methyl-3-nitropyrrole (**1a**), 3-nitro-1-(phenylsulfonyl)pyrrole (**1b**), 1-methyl-2-nitropyrrole (**1c**), and 2-nitro-1-(phenylsulfonyl)pyrrole (**1d**) as substrates (Scheme 1).

Thus, 3-nitro-1-(phenylsulfonyl)pyrrole (**1b**) was treated with indium or tin and 2,5-dimethoxy-2,5-dihydrofuran in acetic acid at 60 °C under nitrogen to afford a low yield (22%) of the desired bipyrrole **2b**. No improvement was seen when the solvent was changed to toluene, benzene, dichloroethane, or methanol. Similarly, 2-nitro-1-(phenylsulfonyl)pyrrole (**1d**) gave bipyrrole **2d** in only 20% yield (Scheme 2).

However, the use of 1,4-dicarbonyl compounds, which are widely employed in the Paal–Knorr synthesis of pyrroles from primary amines,¹¹ was more productive (Scheme 3). Thus, exposing 1-methyl-3-nitropyrrole (**1a**) to a mixture of tin, acetylacetone, and acetic acid in methanol,

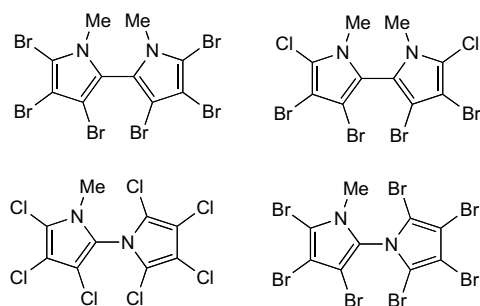
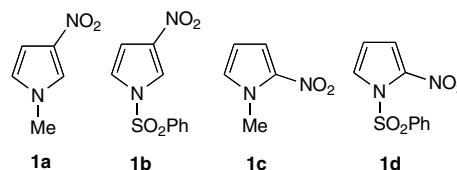
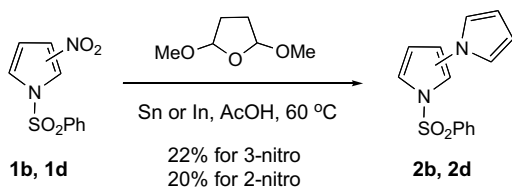


Fig. 1. Representative marine bipyrrole natural products.



Scheme 1.

* Corresponding author. Tel.: +1 603 646 3118; fax: +1 603 646 3946.
E-mail address: ggribble@dartmouth.edu (G. W. Gribble).



provides the desired bipyrrole **3a**¹² in 86% yield after column chromatography (Table 1, entry 1). Similarly, an 87% yield of **3b**¹⁴ was obtained from nitropyrrole **1b** (Table 1, entry 2). In contrast, 2-nitropyrrole **1d** affords **3d**¹⁴ in only 45% yield.

Likewise, 2-nitropyrrole **1c** gives **3c**¹⁴ in 42% yield in a solvent mixture of methanol and dichloroethane.

To possibly circumvent the low yield observed with 2,5-dimethoxy-2,5-dihydrofuran, we prepared and utilized in its place, succindialdehyde, readily available from 2,5-dimethoxy-2,5-dihydrofuran.¹⁵ To our delight, under these conditions 3-nitro-1-(phenylsulfonyl)pyrrole (**1b**) gives the desired bipyrrole **2b**¹⁴ in 91% yield after column chromatography (Table 1, entry 6). The use of succindialdehyde also affords bipyrroles **2a**, **2c**, and **2d**¹⁴ but in 35–65% yields.

Acetylacetophenone and dibenzoyl ethane also undergo this sequential reduction—Paal–Knorr sequence. Thus, 3-nitropyrroles **1a** and **1b** with acetylacetophenone furnish bipyrroles **4a**¹⁴ and **4b**¹⁴ in 91% and 70% yields,

respectively (Table 1, entries 9 and 10). Similarly, bipyrrole **5a**¹⁴ is isolated in 62% yield from the reaction of 3-nitropyrrole **1a** and dibenzoyl ethane (Table 1, entry 11). However, bipyrrole **5b** could not be isolated in several attempts (entry 12).

We also explored catalytic reduction in place of the tin conditions in this sequence (Scheme 4). In the event, the treatment of 3-nitropyrrole **1a** with H₂, Pd/C, and acetylacetone in methanol gives the desired bipyrrole **3a**¹³ in 91% yield following column chromatography (Table 2,

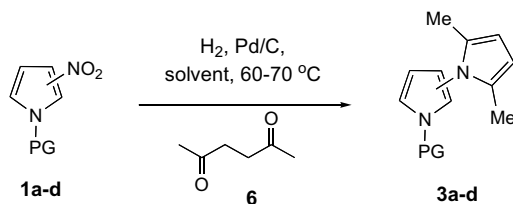


Table 2
Catalytic reductive pyrrolylation of nitropyrroles with acetylacetone (**6**)

Entry	Nitropyrrole	Solvent	Product	Yield ^a (%)
1	1a	MeOH	3a	91
2	1b	MeOH	3b	92
3	1c	AcOH (CH ₂ Cl) ₂	3c	15
4	1d	AcOH (CH ₂ Cl) ₂	3d	43

^a Yield after column chromatography.

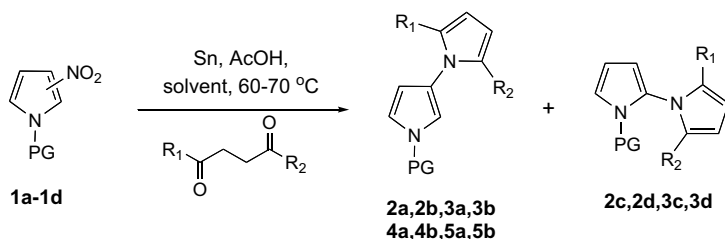


Table 1
Sn-mediated reductive pyrrolylation of nitropyrroles with dicarbonyl compounds

Entry	Nitropyrrole	PG	R ₁ & R ₂	Solvent	Product	Yield ^a (%)
1	1a	Me	R ₁ = R ₂ = Me	MeOH	3a	86
2	1b	SO ₂ Ph	R ₁ = R ₂ = Me	MeOH	3b	87
3	1c	Me	R ₁ = R ₂ = Me	MeOH, (ClCH ₂) ₂	3c	42
4	1d	SO ₂ Ph	R ₁ = R ₂ = Me	MeOH	3d	45
5	1a	Me	R ₁ = R ₂ = H	MeOH	2a	39
6	1b	SO ₂ Ph	R ₁ = R ₂ = H	MeOH	2b	91
7	1c	Me	R ₁ = R ₂ = H	MeOH, (ClCH ₂) ₂	2c	35
8	1d	SO ₂ Ph	R ₁ = R ₂ = H	MeOH	2d	65
9	1a	Me	R ₁ = Me, R ₂ = Ph	MeOH	4a	91
10	1b	SO ₂ Ph	R ₁ = Me, R ₂ = Ph	MeOH	4b	70
11	1a	Me	R ₁ = R ₂ = Ph	MeOH	5a	62
12	1b	SO ₂ Ph	R ₁ = R ₂ = Ph	MeOH	5b	0

^a Yield after column chromatography.

entry 1). Similarly, **3b**¹⁴ is obtained in 92% yield from 3-nitropyrrole **1b** (Table 2, entry 2). Whereas neither 2-nitropyrrole **1c** or **1d** leads to their corresponding bipyrrroles in methanol, a mixture of acetic acid and dichloroethane provides a low yield of bipyrrrole **3c**¹⁴ and a 43% yield of bipyrrrole **3d**¹⁴ respectively (entries 3 and 4).

In summary, we describe the first general synthesis of N-protected 1,2'- and 1,3'-bipyrrroles from 2- and 3-nitropyrroles that features a simple in situ reduction—Paal–Knorr pyrrole annulation sequence. The application of this method to naturally occurring bipyrrroles is underway.

Acknowledgments

This work was supported by the Donors of the Petroleum Research Fund (PRF), administrated by the American Chemical Society, and by Wyeth.

References and notes

- For natural halogenated 2,2'-bipyrrroles: (a) Anderson, R. J.; Wolfe, M. S.; Faulkner, D. J. *Mar. Biol.* **1974**, *27*, 281–285; (b) Tittlemier, S. A.; Simon, M.; Jarman, W. E.; Elliott, J. E.; Norstrom, R. J. *Environ. Sci. Technol.* **1999**, *33*, 26–33; (c) Gribble, G. W.; Blank, D. V.; Jasinski, J. P. *Chem. Commun.* **1999**, 2195–2196; (d) Tittlemier, S. A.; Blank, D. H.; Gribble, G. W.; Norstrom, R. J. *Chemosphere* **2002**, *46*, 511–517; (e) Vetter, W. *Chemosphere* **2002**, *46*, 1477–1483; (f) Teuten, E. L.; Reddy, C. M. *Environ. Pollut.* **2007**, *145*, 668–671.
- For natural halogenated 1,2'-bipyrrroles: (a) Wu, J.; Vetter, W.; Gribble, G. W.; Schneekloth, J. S., Jr.; Blank, D. H.; Gorls, H. *Angew. Chem., Int. Ed.* **2002**, *41*, 1740–1743; (b) Vetter, W.; Jun, W.; Althoff, G. *Chemosphere* **2003**, *52*, 415–422; (c) Teuten, E. L.; Saint-Louis, R.; Pedler, B. E.; Xu, L.; Pelletier, E.; Reddy, C. M. *Mar. Pollut. Bull.* **2006**, *52*, 572–597; (d) Teuten, E. L.; Pedler, B. E.; Hangsterfer, A. N.; Reddy, C. M. *Environ. Pollut.* **2006**, *144*, 336–344; (e) Teuten, E. L.; Reddy, C. M. *Environ. Pollut.* **2007**, *145*, 668–671; (f) Vetter, W.; Gaul, S.; Olbrich, D.; Gaus, C. *Chemosphere* **2007**, *66*, 2011–2018.
- (a) Stepien, M.; Donnio, B.; Sessler, J. L. *Angew. Chem., Int. Ed.* **2007**, *46*, 1431–1435; (b) Shevchuk, S. V.; Lynch, V. M.; Sessler, J. L. *Tetrahedron* **2004**, *60*, 11283–11291; (c) Skowronek, P.; Lightner, D. A. *Monatsh.* **2003**, *134*, 889–899; (d) Hayashi, T.; Nakashima, Y.; Ito, K.; Ikegami, T.; Aritome, I.; Suzuki, A.; Hisaeda, Y. *Org. Lett.* **2003**, *5*, 2845–2848; (e) Gavalda, A.; Borrell, J. I.; Teixido, J.; Nonell, S.; Arad, O.; Grau, R.; Canete, M.; Juarranz, A.; Villanueva, A.; Stockert, J. C. *J. Porphyryns Phthalocyanines* **2001**, *5*, 846–852; (f) Shevchuk, S. V.; Davis, J. M.; Sessler, J. L. *Tetrahedron Lett.* **2001**, *42*, 2447–2450; (g) Guillard, R.; Aukauloo, M. A.; Tardieux, C.; Vogel, E. *Synthesis* **1995**, *12*, 1480–1482; (h) Nonell, S.; Bou, N.; Borrell, J. I.; Teixido, J.; Villanueva, A.; Juarranz, A.; Canete, M. *Tetrahedron Lett.* **1995**, *36*, 3405–3408; (i) Sessler, J. L.; Hoehner, M. C. *Synlett* **1994**, 211–212; (j) Sessler, J. L.; Cyr, M. J.; Burrell, A. K. *Tetrahedron* **1992**, *48*, 9661–9672; (k) Sessler, J. L.; Cyr, M. J.; Lynch, V.; McGhee, E.; Ibers, J. A. *J. Am. Chem. Soc.* **1990**, *112*, 2810–2813; (l) Vogel, E.; Balci, M.; Pramod, K.; Koch, P.; Lex, J.; Ermer, O. *Angew. Chem.* **1987**, *99*, 909–912; (m) Ceacareanu, D. M.; Gerstenberger, M. R. C.; Haas, A. *J. Heterocycl. Chem.* **1985**, *22*, 281–285.
- (a) Dohi, T.; Morimoto, K.; Maruyama, A.; Kita, Y. *Org. Lett.* **2006**, *8*, 2007–2010; (b) Moreno, I.; Tellitu, I.; Dominguez, E.; SanMartin, R. *Eur. J. Org. Chem.* **2002**, *13*, 2126–2135; (c) Moreno, I.; Tellitu, I.; SanMartin, R.; Dominguez, E. *Synlett* **2001**, 1161–1163.
- (a) Nikitin, E. B.; Nelson, M. J.; Lightner, D. A. *J. Heterocycl. Chem.* **2007**, *44*, 739–743; (b) Decreau, R. A.; Collman, J. P. *Tetrahedron Lett.* **2003**, *44*, 3323–3327; (c) van Haare, J. A. E. H.; van Boxtel, M.; Janssen, R. A. *J. Chem. Mater.* **1998**, *10*, 1166–1175; (d) D'Alessio, R.; Rossi, A.; Tibolla, M.; Ceriani, L. *PCT Int. Appl.* **1997**, *47*; (e) Tamao, K.; Ohno, S.; Yamaguchi, S. *Chem. Commun.* **1996**, *16*, 1873–1874; (f) D'Alessio, R.; Rossi, A. *Synlett* **1996**, 513–514; (g) Itahara, T. *Heterocycles* **1986**, *24*, 2557–2562; (h) Itahara, T. *J. Org. Chem.* **1985**, *50*, 5272–5275; (i) Itahara, T. *J. Chem. Soc., Chem. Commun.* **1981**, *5*, 254–255; (j) Itahara, T. *J. Chem. Soc., Chem. Commun.* **1980**, *2*, 49–50.
- (a) Gribble, G. W.; Blank, D. H.; Jasinski, J. P. *Chem. Commun.* **1999**, *21*, 2195–2196; (b) Muratake, H.; Natsume, M. *Heterocycles* **1989**, *29*, 771–782.
- (a) Wasserman, H. H.; Xia, M.; Wang, J.; Petersen, A. K.; Jorgensen, M.; Power, P.; Parr, J. *Tetrahedron* **2004**, *60*, 7419–7425; (b) Oda, K.; Sakai, M.; Ohno, K.; Machida, M. *Heterocycles* **1999**, *50*, 277–282; (c) Wasserman, H. H.; Petersen, A. K.; Xia, M.; Wang, J. *Tetrahedron Lett.* **1999**, *40*, 7587–7589; (d) Merrill, B. A.; LeGoff, E. E. *J. Org. Chem.* **1990**, *55*, 2904–2908; (e) Falk, H.; Floedl, H. *Monatsh.* **1988**, *119*, 247–252.
- (a) Rochais, C.; Lisowski, V.; Dallemagne, P.; Rault, S. *Biorg. Med. Chem.* **2006**, *14*, 8162–8175; (b) Shevchuk, S. V.; Lynch, V. M.; Sessler, J. L. *Tetrahedron* **2004**, *60*, 11283–11291; (c) Rochais, C.; Lisowski, V.; Dallemagne, P.; Rault, S. *Tetrahedron Lett.* **2004**, *45*, 6353–6355; (d) Skowronek, P.; Lightner, D. A. *Monatsh.* **2003**, *134*, 889–899; (e) Wu, J.; Vetter, W.; Gribble, G. W.; Schneekloth, J. S.; Blank, D. H.; Gorls, H. *Angew. Chem., Int. Ed.* **2002**, *41*, 1740–1743; (f) Mingoia, F. *Tetrahedron* **2001**, *57*, 10147–10153; (g) Mingoia, F.; Diana, P.; Barraja, P.; Lauria, A.; Almerico, A. M. *Heterocycles* **2000**, *53*, 1975–1985.
- The recently reported marinopyrroles are the first examples of halogenated 1,3'-pyrroles: Hughes, C. C.; Prieto-Davo, A.; Jensen, P. R.; Fenical, W. *Org. Lett.* **2008**, *10*, 629–631.
- (a) Roy, S.; Roy, S.; Gribble, G. W. *Tetrahedron Lett.* **2008**, *49*, 1531–1533; (b) Roy, S.; Gribble, G. W. *Heterocycles* **2006**, *70*, 51–56; (c) Fu, L.; Gribble, G. W. *Tetrahedron Lett.* **2007**, *48*, 9155–9158; (d) Fu, L.; Gribble, G. W. *Synthesis* **2008**, 788–794.
- Representative references for diones in pyrrole synthesis*: (a) Kiehne, U.; Bunzen, J.; Luetzen, A. *Synthesis* **2007**, *7*, 1061–1069; (b) Chochois, H.; Sauthier, M.; Maerten, E.; Castanet, Y.; Mortreux, A. *Tetrahedron* **2006**, *62*, 11740–11746; (c) Jolicoeur, B.; Lubell, W. D. *Org. Lett.* **2006**, *8*, 6107–6110; (d) Albrecht, M.; Song, Y. *Synthesis* **2006**, *18*, 3037–3042; (e) Minetto, G.; Raveglia, L. F.; Segal, A.; Taddei, M. *Eur. J. Org. Chem.* **2005**, *24*, 5277–5288; (f) Ogura, K.; Ooshima, K.; Akazome, M.; Matsumoto, S. *Tetrahedron* **2006**, *62*, 2413–2419; (g) Chen, J.; Wu, H.; Zheng, Z.; Jin, C.; Zhang, X.; Su, W. *Tetrahedron Lett.* **2006**, *47*, 5383–5387; (h) Albrecht, M.; Janser, I.; Luetzen, A.; Hapke, M.; Froehlich, R.; Weis, P. *Chem. Eur. J.* **2005**, *11*, 5742–5748; (i) Thiemann, F.; Piehler, T.; Haase, D.; Saak, W.; Luetzen, A. *Eur. J. Org. Chem.* **2005**, *10*, 1991–2001; (j) Song, G.; Wang, B.; Wang, G.; Kang, Y.; Yang, T.; Yang, L. *Synth. Commun.* **2005**, *35*, 1051–1057.
- Representative procedure (3a) (Procedure I)*: 1-Methyl-3-nitropyrrole (**1a**) (100 mg, 0.80 mmol) and tin (470 mg, 4.0 mmol) in MeOH (5 mL) were added to acetic acid (1 mL) and acetonylacetone (271 mg, 2.4 mmol). The resulting mixture was heated to 70 °C under nitrogen for 0.5 h. The reaction mixture was cooled to room temperature and transferred into a beaker. Saturated NaHCO₃ was added carefully until the solution was no longer acidic. The organic layer was separated, and the aqueous layer was extracted with EtOAc (3 × 15 mL). The combined organic layer was washed with saturated NaHCO₃ (20 mL), brine (20 mL), and dried over Na₂SO₄. The removal of solvent and column chromatography over hexane–EtOAc (16:1 and 4:1) gave product **3a** (120 mg, 0.69 mmol) as a white solid in 87% yield; mp 46–47 °C; ¹H NMR (CDCl₃): δ = 6.62–6.65 (m, 2H), 6.13 (dd, 1H), 5.93 (s, 2H), 3.76 (s, 3H), 2.17 (s, 6H); ¹³C NMR (CDCl₃): δ = 130.0, 123.0, 121.0, 118.7, 108.1, 105.0, 37.0, 13.3; MS (EI): m/z (%) = 174 ([M⁺], 100), 159, 132, 118, 94, 81; HRMS (EI): m/z calcd for C₁₁H₁₄N₂: 174.1157. Found: 174.1156.

13. **Representative procedure (3a) (Procedure II):** To a solution of 1-methyl-3-nitropyrrole (**1a**) (59 mg, 0.47 mmol) and acetylacetone (160 mg, 1.4 mmol) in anhydrous methanol (3 mL) was added 10% palladium on carbon (12 mg). The atmosphere of the flask was replaced by hydrogen gas and the reaction was cooled to -78°C . After three vacuum/hydrogen cycles to remove air from the reaction flask, the reaction mixture was heated to 70°C under atmospheric pressure for 1.5 h, having the hydrogen atmosphere maintained by a balloon. The catalyst was removed by filtration through Celite. The filtrate was evaporated and the crude product was purified by column chromatography (hexane–EtOAc = 16:1) to give the desired product (**3a**) (73 mg, 90%) as a white solid which was identical with the sample prepared above by ^1H NMR, ^{13}C NMR, and TLC.
14. **Compound 3b:** white solid; mp $91\text{--}92^{\circ}\text{C}$; ^1H NMR (CDCl_3): $\delta = 7.89$ (m, 2H), 7.64–7.67 (m, 1H), 7.54–7.57 (m, 2H), 7.21 (dd, 1H), 7.14 (t, 1H), 6.27 (dd, 1H), 5.85 (s, 2H), 2.00 (s, 6H); ^{13}C NMR (CDCl_3): $\delta = 138.8, 134.5, 129.8, 129.3, 128.0, 127.0, 120.7, 117.3, 114.0, 106.2, 13.1$; MS (EI): m/z (%) = 300 ($[\text{M}^+]$), 272, 257, 242, 229, 206, 191, 159 (100), 143, 125, 111, 97, 71; HRMS (EI): m/z calcd for $\text{C}_{16}\text{H}_{16}\text{N}_2\text{O}_2\text{S}$: 300.0933. Found: 300.0929. **Compound 3c:** yellow oil; ^1H NMR (CDCl_3): $\delta = 6.67$ (dd, 1H), 6.20 (dd, 1H), 6.12 (dd, 1H), 5.92 (s, 2H), 3.23 (s, 3H), 2.01 (s, 6H); ^{13}C NMR (CDCl_3): $\delta = 130.7, 126.9, 120.4, 106.9, 106.4, 106.0, 32.4, 12.7$; MS (EI): m/z (%) = 174 ($[\text{M}^+]$), 100, 159, 132, 118, 94, 81; HRMS (EI): m/z calcd for $\text{C}_{11}\text{H}_{14}\text{N}_2$: 174.1157. Found: 174.1156. **Compound 3d:** white solid; mp $105\text{--}106^{\circ}\text{C}$; ^1H NMR (CDCl_3): $\delta = 7.60\text{--}7.63$ (m, 1H), 7.56 (m, 2H), 7.41–7.45 (m, 3H), 6.32 (t, 1H), 6.15 (dd, 1H), 5.80 (s, 2H), 1.57 (s, 6H); ^{13}C NMR (CDCl_3): $\delta = 138.0, 134.4, 131.7, 129.3, 128.5, 127.3, 121.8, 113.7, 110.1, 106.6, 12.3$; MS (EI): m/z (%) = 300 ($[\text{M}^+]$), 272, 257, 229, 191, 175, 159 (100), 131, 117, 91, 77; HRMS (EI): m/z calcd for $\text{C}_{16}\text{H}_{16}\text{N}_2\text{O}_2\text{S}$: 300.0933. Found: 300.0933. **Compound 2a:** column chromatography over Al_2O_3 ; yellowish oil (solid upon standing); ^1H NMR (CDCl_3): $\delta = 6.90$ (dd, 2H), 6.67 (m, 1H), 6.53 (dd, 1H), 6.25 (dd, 2H), 6.20 (dd, 1H), 3.67 (s, 3H); ^{13}C NMR (CDCl_3): $\delta = 128.0, 121.2, 120.4, 112.1, 108.8, 102.2, 36.9$; MS (EI): m/z (%) = 146 ($[\text{M}^+]$), 100, 131, 118, 104, 91, 78; HRMS (EI): m/z calcd for $\text{C}_9\text{H}_{10}\text{N}_2$: 146.0844. Found: 146.0844. **Compound 2b:** white solid; mp $77\text{--}78^{\circ}\text{C}$; ^1H NMR (CDCl_3): $\delta = 7.89$ (m, 2H), 7.62–7.65 (m, 1H), 7.52–7.55 (m, 2H), 7.17 (m, 2H), 6.89 (m, 2H), 6.43 (dd, 1H), 6.27 (m, 2H); ^{13}C NMR (CDCl_3): $\delta = 138.8, 134.4, 131.9, 129.8, 127.1, 121.3, 119.6, 110.3, 108.5, 108.1$; MS (EI): m/z (%) = 272 ($[\text{M}^+]$), 236, 207, 191, 177, 149, 131 (100), 104, 87, 77; HRMS (EI): m/z calcd for $\text{C}_{14}\text{H}_{12}\text{N}_2\text{O}_2\text{S}$: 272.0620. Found: 272.0622. **Compound 2c:** column chromatography over Al_2O_3 ; yellow oil; ^1H NMR (CDCl_3): $\delta = 6.78$ (t, 2H), 6.59 (t, 1H), 6.32 (t, 2H), 6.14 (m, 2H), 3.39 (s, 3H); ^{13}C NMR (CDCl_3): $\delta = 123.4, 119.8, 109.1, 106.4, 104.1, 103.7, 27.5$; HRMS (EI): m/z calcd for $\text{C}_9\text{H}_{10}\text{N}_2$: 146.0844. Found: 146.0842. **Compound 2d:** yellowish oil; ^1H NMR (CDCl_3): $\delta = 7.57$ (m, 1H), 7.47 (m, 2H), 7.38–7.42 (m, 2H), 7.35 (dd, 1H), 6.49 (t, 2H), 6.28 (t, 1H), 6.17 (m, 3H); ^{13}C NMR (CDCl_3): $\delta = 137.8, 134.2, 130.4, 129.4, 127.8, 125.2, 121.3, 111.4, 110.3, 109.3$; MS (EI): m/z (%) = 272 ($[\text{M}^+]$), 207, 191, 149, 131 (100), 104, 77; HRMS (EI): m/z calcd for $\text{C}_{14}\text{H}_{12}\text{N}_2\text{O}_2\text{S}$: 272.0620. Found: 272.0622. **Compound 4a:** yellow oil; ^1H NMR (CDCl_3): $\delta = 7.35$ (m, 2H), 7.25–7.29 (m, 2H), 7.17–7.20 (m, 1H), 6.59 (t, 1H), 6.49 (m, 1H), 6.41 (d, 1H), 6.14 (d, 1H), 6.12 (dd, 1H), 3.64 (s, 3H), 2.28 (s, 3H); ^{13}C NMR (CDCl_3): $\delta = 134.8, 134.4, 132.9, 128.1, 127.9, 125.8, 123.5, 121.0, 118.9, 108.6, 108.1, 106.9, 36.9, 13.6$; MS (EI): m/z (%) = 236 ($[\text{M}^+]$), 100, 221, 194, 180, 159, 132, 118, 81; HRMS (EI): m/z calcd for $\text{C}_{16}\text{H}_{16}\text{N}_2$: 236.1314. Found: 236.1313. **Compound 4b:** white solid; mp $109\text{--}110^{\circ}\text{C}$; ^1H NMR (CDCl_3): $\delta = 7.75\text{--}7.77$ (m, 2H), 7.67 (m, 1H), 7.50–7.53 (m, 2H), 6.99–7.13 (m, 7H), 6.28 (d, 1H), 6.19 (dd, 1H), 6.05 (dd, 1H), 2.13 (s, 3H); ^{13}C NMR (CDCl_3): $\delta = 139.0, 134.6, 134.3, 133.4, 132.1, 129.7, 128.5, 128.1, 128.0, 127.0, 126.1, 120.6, 117.5, 114.3, 109.0, 107.9, 13.3$; MS (EI): m/z (%) = 362 ($[\text{M}^+]$), 260, 238, 219, 206, 191, 169, 155, 141, 125, 105, 71; HRMS (EI): m/z calcd for $\text{C}_{21}\text{H}_{18}\text{O}_2\text{N}_2\text{S}$: 362.1089. Found: 362.1088. **Compound 5a:** white solid; mp $175\text{--}176^{\circ}\text{C}$; ^1H NMR (CDCl_3): $\delta = 7.19\text{--}7.34$ (m, 10H), 6.49 (m, 3H), 6.35 (t, 1H), 5.95 (dd, 1H), 3.58 (s, 3H); ^{13}C NMR (CDCl_3): $\delta = 136.7, 134.0, 128.7, 127.9, 126.3, 123.4, 120.8, 119.3, 109.3, 109.2, 36.9$; MS (EI): m/z (%) = 298 ($[\text{M}^+]$), 100, 283, 254, 243, 220, 194, 178, 167, 149, 115, 105, 77; HRMS (EI): m/z calcd for $\text{C}_{21}\text{H}_{18}\text{N}_2$: 298.1470. Found: 298.1469.
15. (a) House, H. O.; Cronin, T. H. *J. Org. Chem.* **1965**, *30*, 1061–1070; (b) Mueller, R.; Yang, J.; Duan, C.; Pop, E.; Zhang, L. H.; Huang, T.; Denisenko, A.; Denisko, O. V.; Oniciu, D. C.; Bisgaier, C. L.; Pape, M. E.; Freiman, C. D.; Goetz, B.; Cramer, C. T.; Hopson, K. L.; Dasseux, J. H. *J. Med. Chem.* **2004**, *47*, 5183–5197.